

Avondale
Primary School

Year 1 Phonics Screening Check



What?

What Is Phonics Screening Check?

- A test administered 1:1 to each pupil in school by a teacher
- The Check contains 40 words divided into 2 sections of 20 words
- Both sections contain a mixture of real words and nonsense words (nonsense words are phonetically decodable but are not actual words) sometimes called pseudo words / alien words
- Each pupil is awarded a mark between 0-40
- There is no formal time limit but each Check takes about 10 minutes



Who?

Who Takes The Phonics Screening Check?

- The Phonics Screening Check (PSC) is a test for Year 1 pupils
- School will report each child's results by the end of the summer term – alongside their end of year report
- If a pupil does not meet the expected standard at the end of year 1, further support will be put in place and the child will retake the test in Year 2
- Expected standard is 32/40 – subject to change

Why?

Why Do Children Take The Check?



- The PSC is a statutory assessment that confirms whether or not pupils have met the expected standard in phonic decoding
- It reveals which pupils may need additional support

When?

When Do Children Take The Check?

- The children will take the Check in the week of 10th – 14th June 2024
- Schools choose the day within this week for the child to complete the test
- The test can take place across one day or across several days
- Some children might have a break if required

Pseudo Words (Nonsense Words)





The pseudo words will be shown to your child with a picture of an alien. This provides the children with a context for the pseudo word which is independent from any existing vocabulary they may have.

Pseudo words are included because they will be new to all pupils; they do not favour children with a good vocabulary knowledge or visual memory of words.



Example Of The Check

Section 2

brend	
throst	
stret	
spraw	

Page 18 of 24

Section 2

label
vanish
blossom
thankful

Page 20 of 24

How Are The Results Used?

Results from the check will be used by schools to analyse their own performance and for Ofsted to use in inspections.





How Can I Help My Child At Home?

- If your child is struggling to decode a word, help them by encouraging them to say each sound in the word from left to right.
- Blend the sounds by pointing to each letter, e.g. /c/ in cat, or the letter group, e.g. /ng/ in sing. Next move your finger under the whole word as you say it.
- Discuss the meaning of words if your child does not know what they have read.
- Play lots of sound and listening games with your child. Make words up and discuss them as 'alien words'
- Read as much as possible to and with your child.
- Encourage and praise – get them to have a 'good guess'.



Useful websites

<https://ictgames.com/mobilePage/literacy.html>

<https://www.phonicsbloom.com/>

<https://www.phonicsplay.co.uk/resources>

<https://letters-and-sounds.com/phase-4-games/>