

Fortnite Battle Royale parental controls

Controls & Settings guide

Fortnite is a battle royale video game that offers a range of parental controls to help you keep children and teens safe within the game. Manage language filters, screen time, spending and more with in-game controls.

FORTNITE

What do I need?

 An Epic Games account and access to gaming device

Restrictions you can apply



Calls & Texts



Chatting



In App purchasing



Inappropriate content



Parental control



Privacy and identity theft

Step by Step instructions

These steps were recreated on console. Other devices have the same features.

[How to set up parental controls](#)

[Filter mature language](#)

[Hide account names](#)

[Limit new friends](#)

[Text and video chat settings](#)

[Monitor screen time](#)

[Limit in-game spending](#)

[Privacy settings without parental controls](#)

[How to report a user](#)

[What is a cabined account?](#)

[More parental controls](#)

1. How to set up parental controls

Fortnite Battle Royale is rated PEGI 12 because of its elements of violence. However, children under this age might play the game as well. Epic Games has implemented parental controls in-game that work with the Epic Games Store controls.

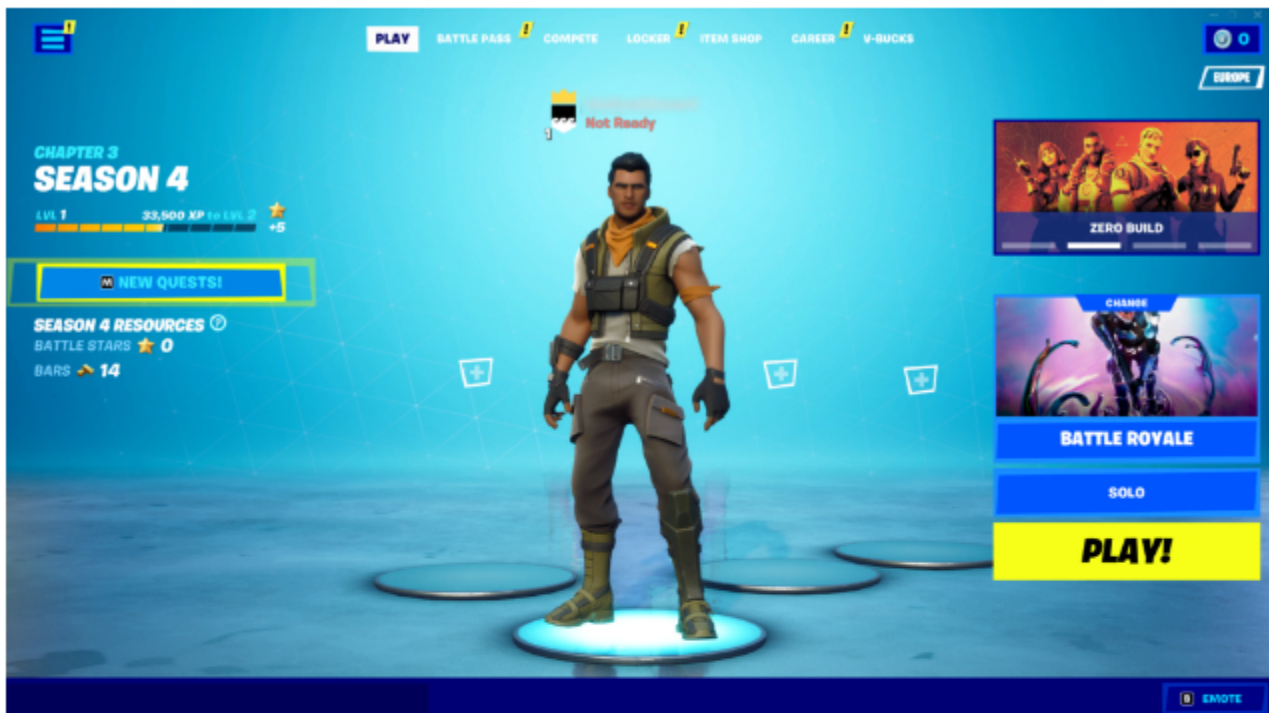
To set up parental controls:

Step 1 – From the main menu, select the menu in the top corner (3 lines) then select the gear icon.

Step 2 – Select PARENTAL CONTROLS and enter your 6-digit PIN. If you have set up parental controls in the Epic Games Store, this is the same PIN. Learn how to set up the PIN [here](#).

You will now have access to Fortnite's parental controls.

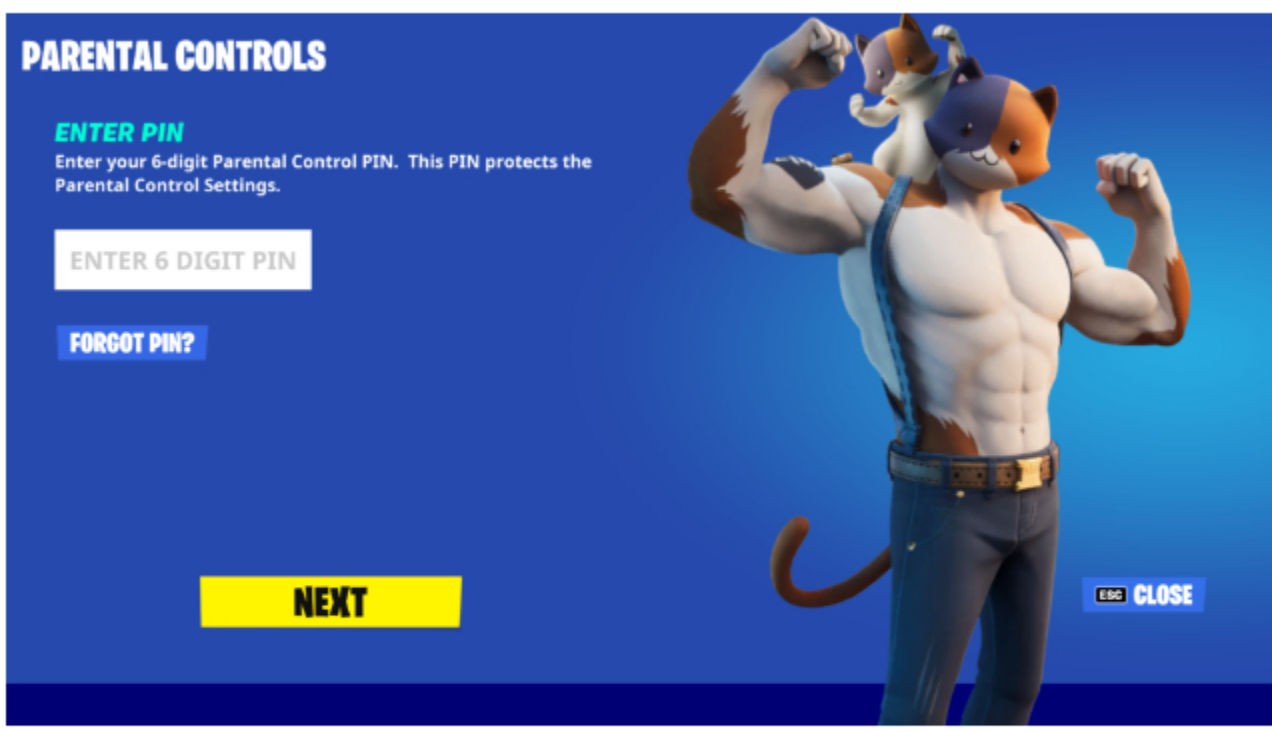
1



2



3



PARENTAL CONTROLS

FILTER MATURE LANGUAGE	<	OFF	>
IN-SQUAD MEMBERS CAN SEE YOUR	<	ON	>
IN SEE NON-SQUAD MEMBER NAME	<	ON	>
REQUIRE PIN TO ADD EPIC FRIENDS	<	OFF	>
VOICE CHAT	<	EVERYBODY	>
WEEKLY PLAYTIME REPORTS	<	OFF	>
TEXT CHAT	<	ON	>

MORE SETTINGS

Use the button below for additional information about the Parental Controls and Settings on your platform, including restrictions on purchasing, playtime, communication, content viewing and sharing, and other social features.

MORE SETTINGS

SAVE

DISABLE

FILTER MATURE LANGUAGE

In *Fortnite Battle Royale* players can text chat with friends in their squad when in the lobby.

In *Fortnite Save The World* players can text chat with friends in the lobby, and with any other players in a private or public match.

This option lets you filter mature language in the chat, both that you send and receive from others.

ON: Mature language in text chat will be filtered and replaced with heart symbols.

OFF: Mature language can appear in text chat.

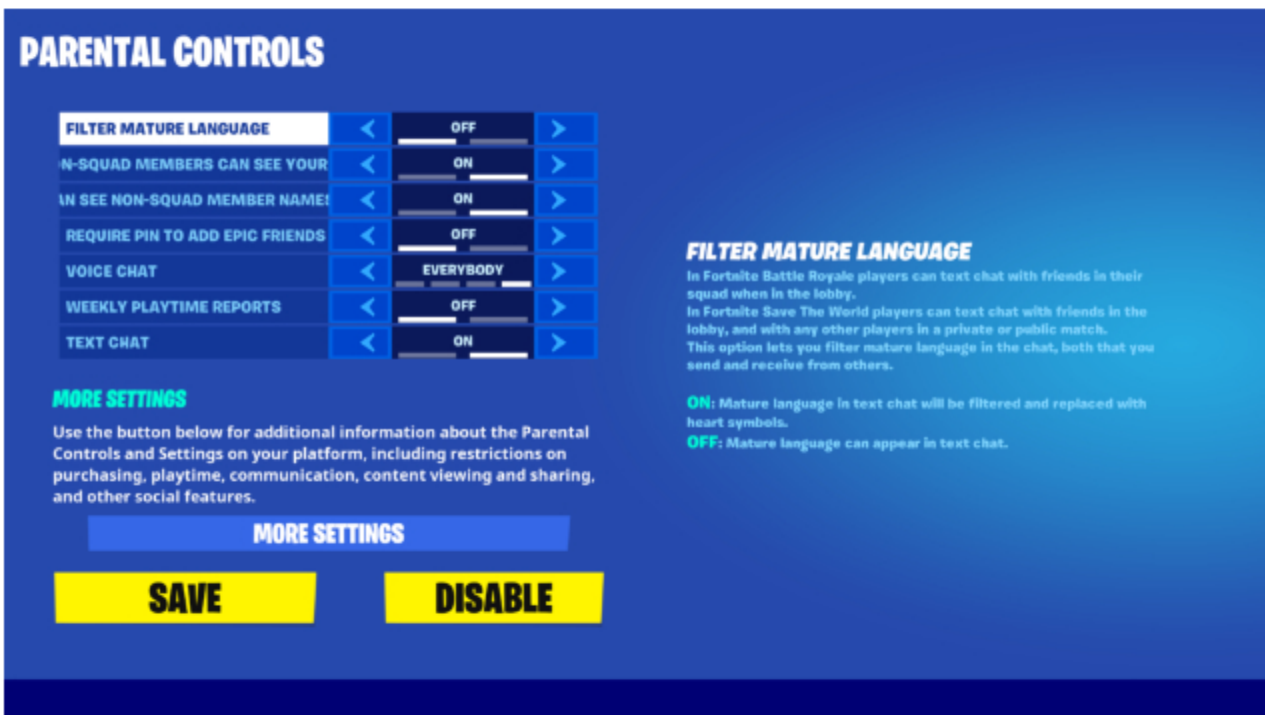
2. Filter mature language

From the parental controls screen, you can set limits on language used in text chat. When turned on, mature language is replaced with heart symbols.

To filter mature language:

Step 1 – From the main menu, select the 3-lined menu in the top corner and then the gear icon. Select PARENTAL CONTROLS and enter the 6-digit PIN.

Step 2 – Next to FILTER MATURE LANGUAGE, turn the setting ON. Then, select SAVE.



PARENTAL CONTROLS

FILTER MATURE LANGUAGE	<	OFF	>
IN-SQUAD MEMBERS CAN SEE YOUR	<	ON	>
IN SEE NON-SQUAD MEMBER NAMES	<	ON	>
REQUIRE PIN TO ADD EPIC FRIENDS	<	OFF	>
VOICE CHAT	<	EVERYBODY	>
WEEKLY PLAYTIME REPORTS	<	OFF	>
TEXT CHAT	<	ON	>

MORE SETTINGS

Use the button below for additional information about the Parental Controls and Settings on your platform, including restrictions on purchasing, playtime, communication, content viewing and sharing, and other social features.

MORE SETTINGS

SAVE **DISABLE**

FILTER MATURE LANGUAGE

In Fortnite Battle Royale players can text chat with friends in their squad when in the lobby.
In Fortnite Save The World players can text chat with friends in the lobby, and with any other players in a private or public match.
This option lets you filter mature language in the chat, both that you send and receive from others.

ON: Mature language in text chat will be filtered and replaced with heart symbols.
OFF: Mature language can appear in text chat.

3. Hide account names

During a match, the account names of players who are eliminated will appear on the screen. This setting allows you to replace your name with "Player" in these messages for everyone who is not in your squad.

To hide account names:

Step 1 – From the main menu, select the 3-lined menu in the top corner and then the gear icon. Select PARENTAL CONTROLS to view the parental controls menu.

To hide your own username:

Step 2 – Next to NON-SQUAD MEMBERS CAN SEE YOUR NAME, turn the option to OFF.

Note: People in the same "squad" (up to three other players on your team who may or may not be friends) will still be able to see your child's account name.

To hide others' usernames:

Step 3 – Next to YOU CAN SEE NON-SQUAD MEMBERS NAMES, turn the option to OFF.

Note: Your child will still be able to see the names of people in the same "squad" (up to three other players on your team who may or may not be friends).

Remember to SAVE when done.

1

PARENTAL CONTROLS

FILTER MATURE LANGUAGE	<	OFF	>
NON-SQUAD MEMBERS CAN SEE YOUR NAME	<	ON	>
CAN SEE NON-SQUAD MEMBER NAMES	<	ON	>
REQUIRE PIN TO ADD EPIC FRIENDS	<	OFF	>
VOICE CHAT	<	EVERYBODY	>
WEEKLY PLAYTIME REPORTS	<	OFF	>
TEXT CHAT	<	ON	>

MORE SETTINGS

Use the button below for additional information about the Parental Controls and Settings on your platform, including restrictions on purchasing, playtime, communication, content viewing and sharing, and other social features.

MORE SETTINGS

SAVE

DISABLE

NON-SQUAD MEMBERS CAN SEE YOUR NAME

During a match, the account names of players who are eliminated will appear on the screen. This setting allows you to replace your name with "Anonymous" in these messages for everyone who is not in your squad.

NOTE: People in the same "squad" (up to three other players on your team who may or may not be friends) will still be able to see your account name.

ON: Players that are not in your squad will be able to see your account name.

OFF: Replace your name to players that are not in your squad with "Anonymous".

2

PARENTAL CONTROLS

FILTER MATURE LANGUAGE	<	OFF	>
NON-SQUAD MEMBERS CAN SEE YOUR NAME	<	ON	>
CAN SEE NON-SQUAD MEMBER NAMES	<	ON	>
REQUIRE PIN TO ADD EPIC FRIENDS	<	OFF	>
VOICE CHAT	<	EVERYBODY	>
WEEKLY PLAYTIME REPORTS	<	OFF	>
TEXT CHAT	<	ON	>

MORE SETTINGS

Use the button below for additional information about the Parental Controls and Settings on your platform, including restrictions on purchasing, playtime, communication, content viewing and sharing, and other social features.

MORE SETTINGS

SAVE

DISABLE

CAN SEE NON-SQUAD MEMBER NAMES

During a match, the account names of players who are eliminated will appear on the screen. This setting allows you to replace the names of other players who are not in your squad with "Player" in those messages.

NOTE: You will still be able to see the names of people in the same "squad" (up to three other players on your team who may or may not be friends).

ON: You will see the names of players that are not squad members.

OFF: Replaces the names of players that are not in your squad with "Player"

4. Limit new friends

While Fortnite offers children the opportunity to socialise and play with others, not everyone is friendly. Some people might not be who they say they are. As such, it's important for you to manage who they talk to with parental control settings.

To manage friend adds:

Step 1 – From the main menu, select the 3-lined menu in the top corner and then the gear icon to go to settings.

Step 2 – Select PARENTAL CONTROLS and enter your 6-digit PIN. Learn how to set this PIN up with the [Epic Games Store guide](#).

Step 3 – Next to REQUIRE A PIN TO ADD EPIC FRIENDS, select ON. If your child wants to add a new friend or accept a friend request, you must enter the same 6-digit PIN above. This allows you to talk to them about who they're adding and why.

Remember to SAVE when done.

PARENTAL CONTROLS

FILTER MATURE LANGUAGE	<	OFF	>
AD MEMBERS CAN SEE YOUR NAME	<	ON	>
CAN SEE NON-SQUAD MEMBER NAMES	<	ON	>
REQUIRE PIN TO ADD EPIC FRIENDS	<	OFF	>
VOICE CHAT	<	EVERYBODY	>
WEEKLY PLAYTIME REPORTS	<	OFF	>
TEXT CHAT	<	ON	>

MORE SETTINGS

Use the button below for additional information about the Parental Controls and Settings on your platform, including restrictions on purchasing, playtime, communication, content viewing and sharing, and other social features.

MORE SETTINGS

SAVE **DISABLE**

REQUIRE PIN TO ADD EPIC FRIENDS
Your Parental Controls PIN will be needed each time your child tries to send or accept an Epic Games friend request. (If a different game or service doesn't yet support this setting, friend requests won't be permitted in that service.)

ON: Parental Controls PIN is required to send or accept friend requests.
OFF: Your child can send or accept friend requests as normal.

5. Text and video chat settings

Players in Fortnite Battle Royale can communicate with each other through text and video chat settings. Epic Games' and Fornite's parental controls lets you limit who your child can communicate with.

These options include:

Everybody: Your child can chat on video/text with anyone else on Fortnite.

Friends & Teammates: Your child can chat on video/text with those they have added as friends and those they join a squad with.

Friends Only: Your child can chat on video/text with those they have added as friends.

Nobody: Your child cannot chat on video/text with friends or anyone else.

To limit voice and text chat:

Step 1 – From the main menu, select the 3-lined menu in the top corner and then the gear icon. Select PARENTAL CONTROLS to view the parental controls menu.

To manage voice chat settings:

Step 2 – Next to VOICE CHAT, select who your child can communicate with you through voice chat (i.e. talking via a headset). It's recommended that you set this to FRIENDS ONLY. Because of the nature of voice chat, it isn't able to filter inappropriate content.

To manage text chat settings:

Step 3 – Next to TEXT CHAT, select who your child can communicate with you through text chat (i.e. messaging each other). It's recommended that you set this to FRIENDS ONLY even with mature language filters on. If your child is older (16+), they might be able to use FRIENDS & TEAMMATES. Consider their maturity levels and understanding of online safety.

Remember to SAVE when done.

PARENTAL CONTROLS

FILTER MATURE LANGUAGE	<	OFF	>
SQUAD MEMBERS CAN SEE YOUR NAME	<	ON	>
CAN SEE NON-SQUAD MEMBER NAMES	<	ON	>
REQUIRE PIN TO ADD EPIC FRIENDS	<	OFF	>
VOICE CHAT	<	EVERYBODY	>
WEEKLY PLAYTIME REPORTS	<	OFF	>
TEXT CHAT	<	ON	>

MORE SETTINGS

Use the button below for additional information about the Parental Controls and Settings on your platform, including restrictions on purchasing, playtime, communication, content viewing and sharing, and other social features.

MORE SETTINGS

SAVE

DISABLE

VOICE CHAT

While in a party with friends or when teamed up with random players during a match, a voice chat channel becomes available. This setting controls who your child can voice chat with.

EVERYBODY: Your child can voice chat with any player.

FRIENDS & TEAMMATES: Your child can voice chat with players in their Epic friends list and platform friends list, and those on their team.

FRIENDS ONLY: Your child can voice chat only with players in their Epic friends list and platform friends list.

NOBODY: Epic voice chat is disabled for your child.

PARENTAL CONTROLS

FILTER MATURE LANGUAGE	<	OFF	>
IN-SQUAD MEMBERS CAN SEE YOUR NAME	<	ON	>
CAN SEE NON-SQUAD MEMBER NAMES	<	ON	>
REQUIRE PIN TO ADD EPIC FRIENDS	<	OFF	>
VOICE CHAT	<	EVERYBODY	>
WEEKLY PLAYTIME REPORTS	<	ON	>
TEXT CHAT	<	ON	>

MORE SETTINGS

Use the button below for additional information about the Parental Controls and Settings on your platform, including restrictions on purchasing, playtime, communication, content viewing and sharing, and other social features.

MORE SETTINGS

SAVE

DISABLE

TEXT CHAT

While in a party with friends or when teamed up with random players during a match, a text chat channel becomes available. This setting controls whether or not this account can receive or send messages in the text chat channel.

NOTE: This setting disables Fortnite's in-game text chat. The platform you are playing on may have additional communication features that must be restricted separately. For information on platform specific controls please use the "More Settings" button.

ON: You can send and receive text chat messages with your teammates.

OFF: You cannot send or receive text chat messages with your teammates.

6. Monitor screen time

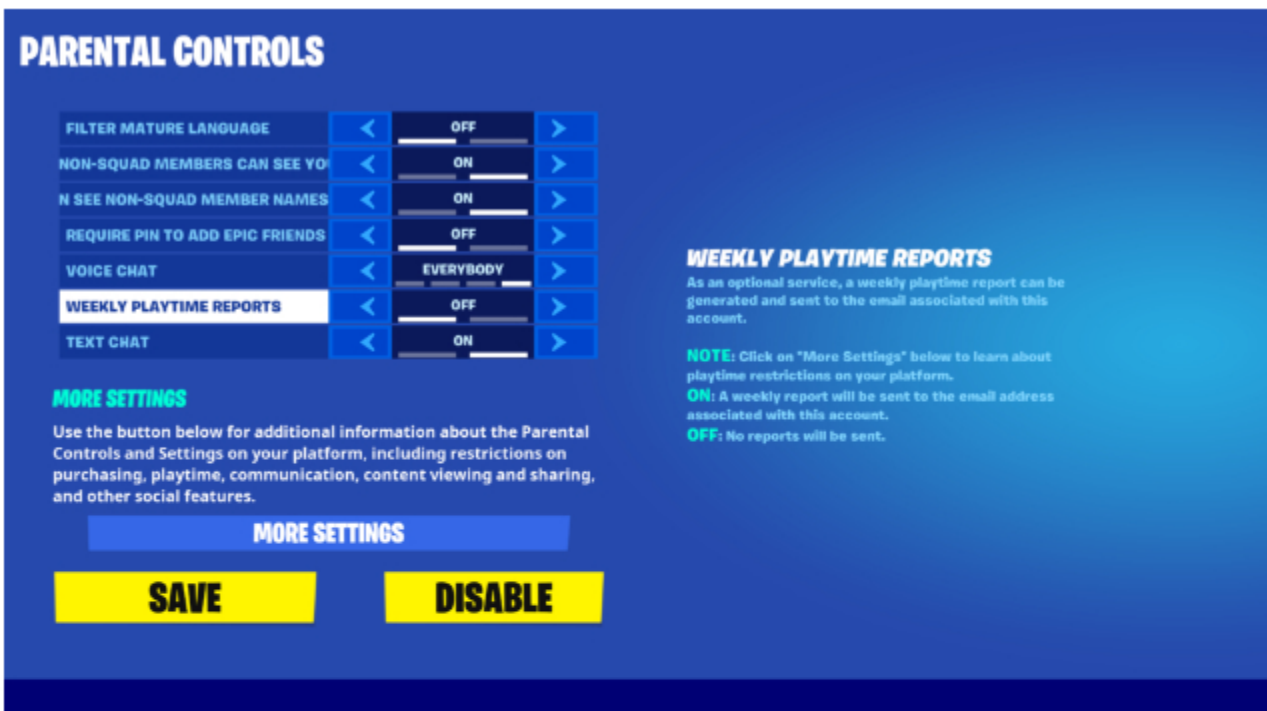
As an optional service, a weekly playtime report can be generated and sent to the email associated with this account. This can give you insight into how often your child plays so you can help them **balance their screen time** to benefit wellbeing.

To receive playtime reports:

Step 1 – From the main menu, select the 3-lined menu in the top corner and then the gear icon. Select PARENTAL CONTROLS to view the Fortnite parental controls menu.

Step 2 – Next to WEEKLY PLAYTIME REPORTS, turn the option to ON. This will send a report to the email associated with the account. If this is not your parent email, explore the [Epic Games Store guide](#) to see how to set up your email.

You may also wish to explore [other parental controls guides](#) for additional screen time tools.



PARENTAL CONTROLS

FILTER MATURE LANGUAGE	<	OFF	>
NON-SQUAD MEMBERS CAN SEE YOUR PROFILE	<	ON	>
NON-SQUAD MEMBERS CAN SEE NON-SQUAD MEMBER NAMES	<	ON	>
REQUIRE PIN TO ADD EPIC FRIENDS	<	OFF	>
VOICE CHAT	<	EVERYBODY	>
WEEKLY PLAYTIME REPORTS	<	OFF	>
TEXT CHAT	<	ON	>

MORE SETTINGS

Use the button below for additional information about the Parental Controls and Settings on your platform, including restrictions on purchasing, playtime, communication, content viewing and sharing, and other social features.

MORE SETTINGS

SAVE **DISABLE**

WEEKLY PLAYTIME REPORTS

As an optional service, a weekly playtime report can be generated and sent to the email associated with this account.

NOTE: Click on "More Settings" below to learn about playtime restrictions on your platform.

ON: A weekly report will be sent to the email address associated with this account.

OFF: No reports will be sent.

7. Limit in-game spending

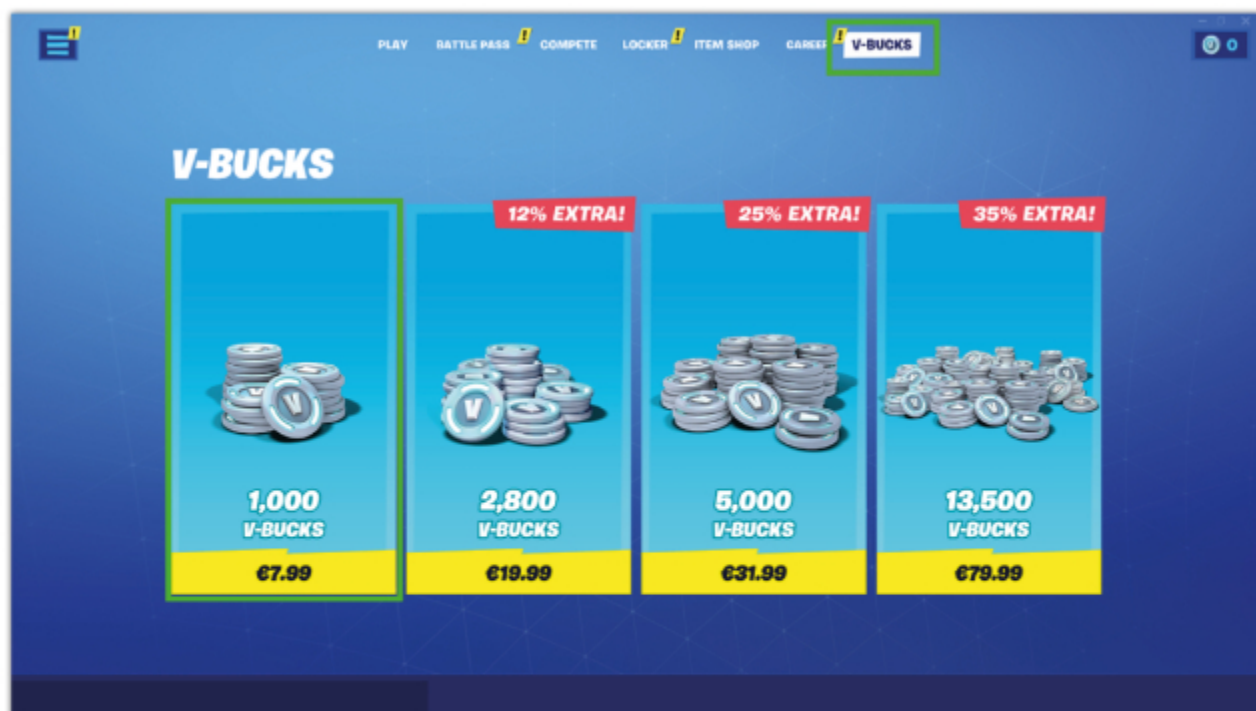
If you have your credit/debit card saved on the device your child uses to play Fortnite, they may be able to make purchases without permission.

Making a purchase in Fortnite:


Step 1 – From the main menu, select ITEM SHOP at the top of the screen to see the items for sale. Items cost in-game currency, V-Bucks, which is bought with real-world currency. At the top of the screen, select V-BUCKS. Here, you can see the V-Bucks packages available for purchase along with how much they cost. Choose a bundle and select PURCHASE.

Step 2 – This will bring you (or your child) to the purchase screen. If you [set up controls in the Epic Games Store](#), you can require a PIN for all purchases to avoid accidental overspending.

1



2



8. Privacy settings without parental controls

If your child is an older teen, you might wish to have them take control of their online safety. Or, if your child has had parental controls, you may 'graduate' them onto setting safety controls for themselves.

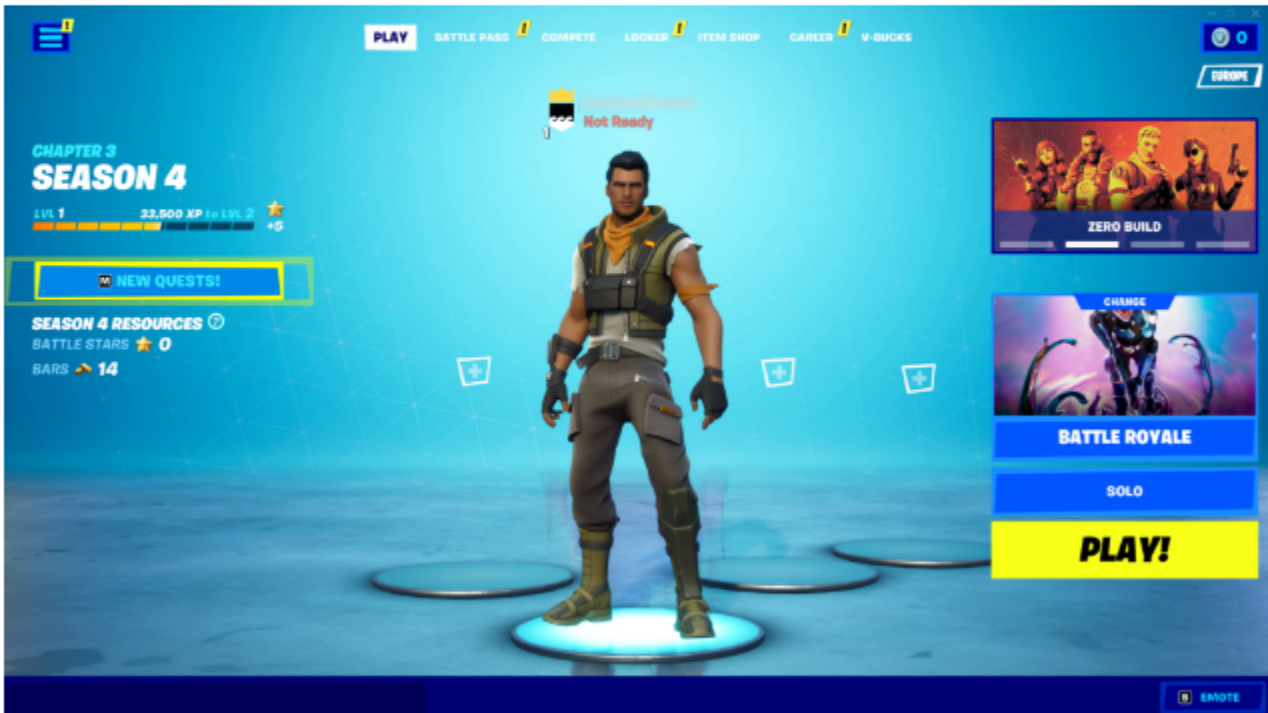
Fortnite Battle Royale offers settings for all the features mentioned above that can be controlled without a PIN.

To access Fortnite safety settings:

Step 1 – From the main menu, select the menu in the top corner (3 lines) then select the gear icon. Select **SETTINGS**.

Step 2 – Select the person icon in the top menu to access safety settings. Under **SOCIAL PRIVACY** and **GAMEPLAY PRIVACY**, customise your options in communication, content and more.

1



2





ACCOUNT AND PRIVACY

ACCOUNT

EPIC ACCOUNT ID	COPY TO CLIPBOARD
LOGOUT	LOGOUT
RECENT PURCHASES	RETURN OR CANCEL PURCHASE
PLAYER SURVEYS	ON

SOCIAL PRIVACY

FILTER MATURE LANGUAGE	ON
FRIEND INVITE PERMISSION	ANYONE
TEXT CHAT	ON
CAN RECEIVE GIFTS	ON
PARTY JOINABILITY	FRIENDS

GAMEPLAY PRIVACY


PUBLIC GAME STATS	ON
DE YOUR DISPLAY NAME DURING REGULA	ON
SHOW SEASON LEVEL IN FEED	ON

EPIC ACCOUNT ID

Epic Display Name: _____

RESET BACK

9. How to report a user

If your child sees someone breaking Fortnite's **Content Rules and Guidelines** , encourage them to report the user to stop the behaviour. Remind them that the user will not know they were the one who reported them.

To report a user during a game:

Step 1 – During a match, select the MENU. Select REPORTING/FEEDBACK.

Step 2 – With the feedback tab, select REPORT PLAYER. Select the reason and then select the player's name.

Step 3 – Under the submit tab, select ACCEPT and then SEND REPORT.

To report a user from their profile:

Your child can report users they recently played with even if the match is finished. To do this:

Step 1 – Select the user's profile. On their profile, select REPORT and the reason for the report.

Step 2 – Under the submit tab, select ACCEPT and then SEND REPORT.

10. Understanding cabined accounts

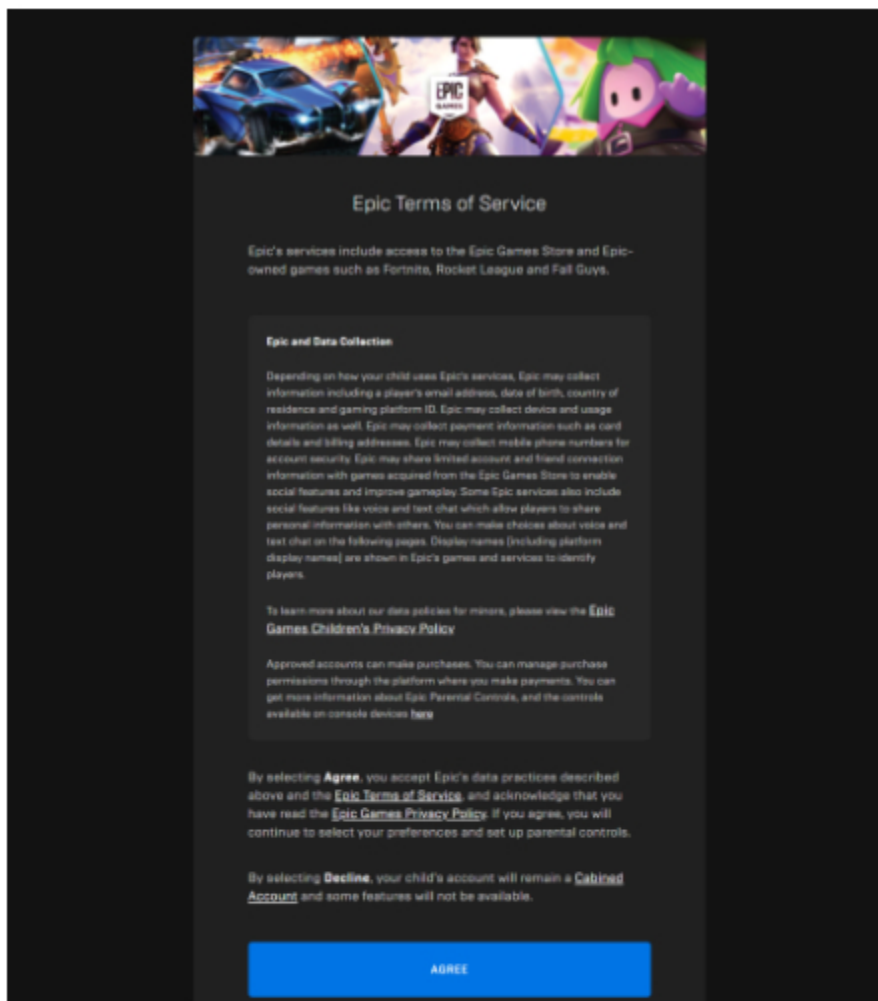
Fortnite accounts for players under 13-years-old will be limited to cabined accounts until parents give permission for additional features.

What are cabined accounts?

Cabined accounts allow children to play Fortnite and other games from Epic Games with limited features. They can access all previously purchased content but cannot talk to other players, make new purchases or receive any notifications among other limitations.

Parents must consent to allow their child access to these limitations.

Learn how to give parental consent with [step-by-step guidance](#).



The screenshot shows the 'Epic Terms of Service' page. At the top, there is a banner image featuring characters from Fortnite, Rocket League, and Fall Guys. Below the banner, the title 'Epic Terms of Service' is centered. The main text states: 'Epic's services include access to the Epic Games Store and Epic-owned games such as Fortnite, Rocket League and Fall Guys.' A section titled 'Epic and Data Collection' follows, detailing data collection practices. Below this, there is a link to the 'Epic Games Children's Privacy Policy'. The page concludes with two options: 'Agree' and 'Decline', each with a brief explanation of the account type and feature availability.

Epic Terms of Service

Epic's services include access to the Epic Games Store and Epic-owned games such as Fortnite, Rocket League and Fall Guys.

Epic and Data Collection

Depending on how your child uses Epic's services, Epic may collect information including a player's email address, date of birth, country of residence and gaming platform ID. Epic may collect device and usage information as well. Epic may collect payment information such as card details and billing addresses. Epic may collect mobile phone numbers for account security. Epic may share limited account and friend connection information with games acquired from the Epic Games Store to enable social features like voice and text chat which allow players to share personal information with others. You can make choices about voice and text chat on the following pages. Display names (including platform display names) are shown in Epic's games and services to identify players.

To learn more about our data policies for minors, please view the [Epic Games Children's Privacy Policy](#)

Approved accounts can make purchases. You can manage purchase permissions through the platform where you make payments. You can get more information about Epic Parental Controls, and the controls available on console devices [here](#)

By selecting **Agree**, you accept Epic's data practices described above and the [Epic Terms of Service](#), and acknowledge that you have read the [Epic Games Privacy Policy](#). If you agree, you will continue to select your preferences and set up parental controls.

By selecting **Decline**, your child's account will remain a **Cabined Account** and some features will not be available.

AGREE

11. More parental controls

Parental controls come in three forms: platform-specific, store-specific and game-specific. For guidance on setting parental controls on consoles or in stores, see the below.

Platforms and consoles

[PlayStation 5](#)

[PlayStation 4](#)

[XBOX One](#)

[PC](#)

Stores

[Epic Games Store](#)